

## Add a video from YouTube to OER Growers blog:

### 1<sup>st</sup> way:

Select a video. Right click on the video and select “Copy the embedded code”.



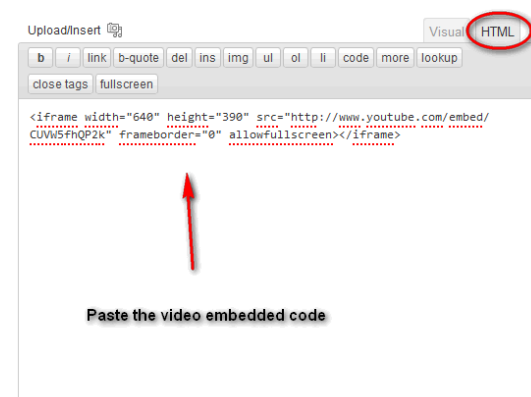
**Figure 1 – Select video & copy the embedded code**

Copy the code of the video.



**Figure 2 – Copy video embedded link**

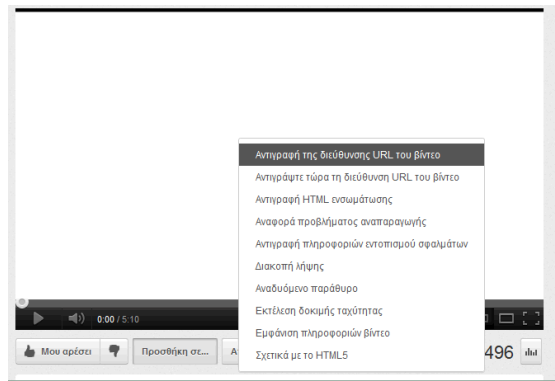
In the tag “HTML” of the post editor of OER Growers blog, paste the embedded code of the video. The video will be embedded in your post.



**Figure 3 – Paste the embedded video in the OER Growers blog**

## **2<sup>nd</sup> way:**

Select a video. Right click on the video and select “Copy video URL”.



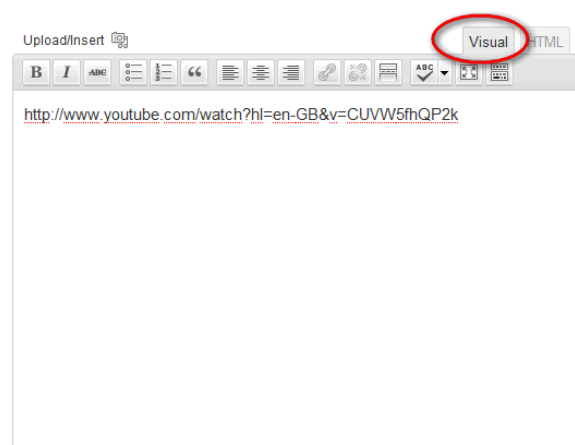
**Figure 4 – Select video & copy video URL link**

Copy the URL of the video.



**Figure 5 – Copy the URL link of the video**

In the tag “Visual” of the post editor of OER Growers blog, paste the URL link of the video. The video will be embedded in your post.



**Figure 6 – Paste the URL link of the video**